


Monday 22nd June 2020

LO: How to follow instructions

<https://www.bbc.co.uk/bitesize/clips/zhj9wmn> (BBC bitesize - Instructions balancing on a beam) discussing the importance of following and understanding the instructions clearly


Follow the instructions to make the pirate hat.

1 Use a large rectangular piece of paper or newspaper.




twinkl www.twinkl.co.uk

2 Fold the paper in half.




twinkl www.twinkl.co.uk

3 Fold over the top corners so they meet in the middle.



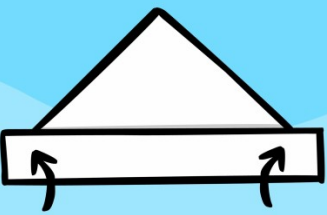
twinkl www.twinkl.co.uk

4 Lift up the front flap at the bottom and fold.



twinkl www.twinkl.co.uk

5 Flip the paper over and repeat.



twinkl www.twinkl.co.uk

6 Aarrrr! Your hat is ready to wear matey!



twinkl www.twinkl.co.uk

Tuesday 23rd June 2020

LO: Understanding and ordering instructions

1) List 5 types of instructions (i.e. how to build something)

-

-
-
-
-

It is important to know to follow instructions in the correct order or they may go wrong. <https://www.bbc.co.uk/bitesize/clips/zb43cdm> Following instructions - what could go wrong?

Read the instructions on the next page and order the pictures and written instructions carefully. Make sure it makes sense!



Bring the saucepan to the boil and simmer for 4-5 minutes, stirring now and then to ensure the mixture doesn't stick to the bottom of the pan.



Pour the porridge oats into a saucepan.



Add in the milk and water.



Pour into bowls and spoon on your favourite topping.

Wednesday 24th June 2020

LO: To complete the SPAG mat

a

Tick **two** words that can have '-ed' added at the end to make new words.

push

kept

song

start

c

Unscramble this sentence.

standing rocks. were They the on

e

Find the hidden words.

house m t u o b a

about r c r n u n

Mr u h o u s e

Mrs m r s u l a


could h u n o l m

looked l o o k e d

b

Complete the table.

Singular (one)	Plural (more than one)
bag	
boot	
class	



d


Tick the real words and cross the alien words.

wue clue

blisrue handsaw

blaw gawt

law




f

Help poor Mr Whoops by circling the correct spelling.

haf

have

hav



Thursday 25th June 2020

LO: Understand what is included in instructions

Below is an example of what should be included in a simple set of instructions.






Paper Plate Fish

This should take about 15 minutes

You will need:

- White paper plate or round white card
- Scissors
- Glue
- Colouring pens/pencils

Method:

	1. Use a ruler and a pencil to draw a triangle on a paper plate.
	2. Cut out a triangle with some scissors.
	3. Stick the triangle onto the edge of the plate using some glue, to make a fish shape.
	4. Draw some wiggly scales and an eye on the fish, using a black felt tip pen.
	5. Decorate the rest of the fish with bright colours.

Annotations:

- Introduction - A little info on what you are making
- Heading - what you are making
- In bold to make it clear
- Picture of what it will look like at the end
- Bullet points to get info quickly and clearly
- Method - what to do
- Numbers used to keep order of instructions
- Pictures used to show what each step looks like

The instructions on the next paper have all got mixed up. Can you stick them in the correct order? Use the example above to help you.





4. Give to a friend.

3. Decorate with stickers, coloured pom poms, and anything else you would like to use.

You will need:

- Long strip of coloured, bendy card
- Stickers, coloured pom poms, and anything else to decorate!
- Glue

1. Cut out a long, thin strip of card.

2. Stick the ends of the card together with some glue. This will make the shape of your bracelet.

Friday 26th June 2020

LO: To understand imperative verbs (bossy verbs)

Verb - action/doing word i.e. running/skipping

Imperative verb - tell someone to do something also known as a bossy verbs i.e. put your coat on, stir in the milk.

<https://www.bbc.co.uk/bitesize/topics/zrqqtfr/articles/z8strwx> How to write command sentences - bbc bitesize

Highlight the imperative verbs.

Put your coat on. Take your umbrella. It's raining.

Stop talking. Eat your dinner!

You are tired. Go home and enjoy your day.

Write a command sentence for each picture like the example below.



Put on your coat.

